

Morris Gazette

February 2007

Published Monthly

President's Message

Now that the holidays are behind us and spring is fast approaching, it is time to start all those LBC projects. What better a New Year's resolution than to stop procrastinating on those car projects?

To help everyone get started, Ann and Floyd Friloux have just hosted an oil change and lube party at their garage. With two car lifts, we had plenty of time to do chassis lubrications and undercarriage inspections. I finally found the source of a clunking noise in my MGB when going over bumps and Wally Friloux learned what a pain it can be to remove the fill plug on his TR6's transmission. Allen Bradley discovered a small leak around the seal of the gas tank sending unit and Ronnie Palmisano pledged to convert the oil filter on his TR6 to a spin-on type after having warm oil splash all over him.

The 17th Annual New Orleans British Car Day is rapidly approaching. The T-shirts are printed and will be for sale at the general membership meeting on Tuesday, January 30. We also have commemorative canvas goodie bags that we will be giving away to the first 144 registrants. You can view these two items on our web site on the "2007 Show" page.

We are, however, falling behind in some areas of preparations for the show. We have three very important Committee Chairs to fill; we need Chairs for the Raffle & Regalia Sales Committee, the Parking & Traffic Committee, and the Photography Committee. These jobs are not difficult and we really need to fill these positions quickly so that we can finalize the show planning. Send me an e-mail if you want to volunteer or would like more information on what the jobs entail.

We also need donations for goodie bag items. Please check with your employers and business contacts for any promotional items they may be able to donate. Pens, key chains, coozies, bottles of hot sauce, flyers, etc. are all welcome; all we ask is that you try to get a gross of the items (that's 144 for those of you in Rio Linda).

Keith Vezina

BMCNO is affiliated with

North American MGB Register (NAMGBR)
and
Vintage Triumph Register (VTR)

If you are member of these or any other national club or register, please let us know.

We strongly encourage all members to join the registry for their marque!

Inside this issue:

<i>Calendar</i>	2
<i>Officers & Membership Info</i>	3
<i>Fuel Gauge Problems</i>	4
<i>Oil Change Party</i>	5
<i>Chef's Corner & Cruise Information</i>	6
<i>Restoration Project</i>	7
<i>Cassifieds</i>	8
<i>17th Annual British Car Day Entry Form</i>	9

February 2007 Events

Sun	Mon	Tue	Wed	Thu	Fri	Sat
				1	2 <i>Groundhog Day</i>	3
4 NFL Superbowl	5	6	7	8	9	10 Acadiana Cruise
11 Acadiana Cruise	12	13 B.O.D. Mtg. 7:00pm	14 <i>Valentine's Day</i>	15	16	17
18	19 <i>President's Day</i>	20 <i>Mardi Gras</i>	21	22	23	24
25	26	27 Membership Mtg. 7:00pm @ The Italian Pie	28			

Saturday & Sunday, February 10 & 11 - Acadiana Cruise (see page 6 for more information)

South Shore convoy departs 8:30 AM from Kenner Visitor's Center(I-10 @ Loyola). North Shore convoy departs 8:30 AM from parking lot across from Beau Chene. Both convoys join up at the Lobdell exit (2nd exit after crossing the river in Baton Rouge) @ McDonald's parking lot at about 9:30 AM.

Tuesday, February 13- 7:00 p.m. Board/Car Show Committee meeting

Roger Nagy, 209 Nottoway Dr, Mandeville, LA (985) 845-806. Car pool leaves Lakeside parking lot at 6:15 p.m.

Tuesday, Feb 27 - 7:00 p.m GENERAL MEETING

Italian Pie, 5650 Jefferson Hwy. Only one month till the 2006 British Car Day!! **Sign up to help out NOW!** Most jobs require only a hour or two of your time and it will make the show better and the job easier with more people helping.

Club Officers – 2007

Board of Directors

President:	Keith Vezina	504-443-5056	president@bmcno.org
Vice President	Robert Rougelot	985-809-7007	rcrougelot@charter.net
Treasurer	Allen Bradley	504-888-6887	abmgbtr6@bellsouth.net
Secretary	Cathy Greensfelder	504-392-9261	secretary@bmcno.org
Editor	Ronnie Palmisano	504-454-3461	ronniep@cox.net

Members at Large

Bill Breithoff	504-305-6542	wbreithoff1@cox.net
Wally Friloux	985-845-8216	twofrilouxs@bellsouth.net
Karen Murray	504-454 3461	karenmurray@cox.net
Roger Nagy	985-845-8068	nagyrg@yahoo.com

Marque Coordinators

North American MGA Register	Frazer Rice	504-314-1157	ricefrazer@yahoo.com
North American MGB Register	Henry Bourgeois	504-893-7610	bayouboo@charter.net
Vintage Triumph Register	Harold O'Reilly	504-486-5837	haroldor@bellsouth.net
Webmaster	Keith Vezina	504-443-5056	webmaster@bmcno.org

Membership Info

Club membership is open to anyone who owns or has owned, drives or is interested in British motor vehicles.

Annual Dues: \$24 per year

\$15 corresponding membership (newsletter only) available outside Greater NO area.

Lifetime Membership: \$240

Your membership expiration date is printed on your newsletter mailing label. Please pay your dues promptly to avoid missing any issues of the *Morris Gazette*.

Mail renewal checks payable to "BMC-NO" to: Treasurer, PO Box 73213, Metairie, LA 70033

Club Regalia – Contact Treasurer Allen Bradley for information.

License Plate Frame \$5.00 (2 for \$9.00)

Windscreen Transfer \$ 1.00

T-shirt \$10.00



FUEL GAUGE PROBLEMS by Jim Jones

If your fuel gauge is giving you trouble, here is how to analyze the problem. The electrical system is simple and the parts involved are few. Begin with the problem. What are the symptoms?

1) The fuel gauge does not read at all. After checking to insure that you indeed have fuel in the tank, disconnect the wire that is connected to the fuel sending unit. This unit is always mounted somewhere in the fuel tank itself, the exact location depends on your make and model car.

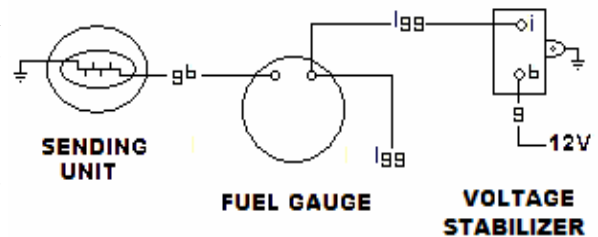
Ground that wire to the frame of the car. A jumper wire may be helpful here. Turn the ignition key to the "on" position. The fuel gauge needle should begin to slowly travel towards the "full" mark.

If it does so, the gauge, the wires, & the voltage stabilizer are good and it is the sending unit that is at fault. Replace it with a new one complete with gasket & locking ring as necessary.

2) If the fuel gauge still does not read at all, short across the voltage stabilizer with a jumper wire from terminal "i" to terminal "b". If the needle moves rapidly to the full mark, replace the stabilizer.

3) If the fuel gauge is still not working, check for 12 volts at voltage stabilizer terminal "b". If that's OK, the wiring is at fault. You can use a long jumper wire to temporarily replace each wire until you discover which wire is bad. It is not necessary to disconnect the wire that you are testing.

An improperly reading fuel gauge can be caused by poor connections, corroded wires, or the fuel sending unit/fuel gauge itself. One common reason for an always low reading gauge is a cracked float on the fuel sending unit.



OUR SERVICE PUTS US A-PART FROM THE REST.

At Little British, we know who we are and where our business comes from. As a growing company founded in the late 90's, we take pride in giving you high quality customer service. We will have the parts you need, the convenience you want, and at a lower price than you thought you would pay.

By being an online based company, we are able to keep costs low and maintain a flawless ordering system that is quick and user friendly. We have the parts for most British marques and models as well as fun collectibles and other useful items for the British car enthusiast. Log on to www.LBCarCo.com and see why we excel at what we do.



Little British Car Company
www.LBCarCo.com

Jeff Zorn • 29311 Aranel Farmington Hills, MI 48334
Phone: 248-489-0022 • Toll-free: 800-637-9640
Fax: 248-489-9665 • Email: LBCarCo@LBCarCo.com
Major credit cards accepted

Authorized Distributor for



**Pertronix Electric Ignitions
and Coils**

Vintage Ads

Don Hoods

Mota-Lita Steering Wheels

Gunson Tools

Moss Motors

**Halogen Bulbs for Most British
and American Cars**

Plus many others!



Oil Change & Shrimp Stew Party by Ronnie Palmisano

The Board wanted to have an event on Saturday, January 13; Some wanted to have a group oil change and others wanted to go out for food. Well, this was no problem for BMCNO. We decided to have an Oil change & Shrimp Stew. Everyone was a winner.


Floyd and Anne Friloux have a large warehouse attached to their Lubriport Lab office on Airline Highway. They have two auto lifts in the warehouse that are just right for our little British cars. That Saturday morning, about 12 club members went to Floyd and Anne Friloux's warehouse for this exciting event.

Lubriport Labs is a company that performs oil analyses. The engines that they analyze oil from are usually larger than our cars. In most cases, the oil they analyze is from ships and large machinery.

Floyd asked that members bring only three things; oil, filter, and appetite. Besides the stew, we received a free oil analysis of the oil that was drained from our engines. According to Floyd, this analysis can tell many things about the condition of our engines. The analyses can determine if metals or other contaminants are present in the oil. We will then know if bearings and other items are wearing down.

While up on the lift, some members learned some interesting things about their cars. Allen Bradley found a gas leak on at the sending unit on his MGB fuel tank. Keith Vezina found out where the clunking noise on his MGB was coming from. Keith's muffler was hitting the gas tank. Ronnie Palmisano learned the hard way why a TR6 should have an optional spin on oil filter. Ronnie didn't have to collect oil in a jar for his sample; he just gave Floyd his t-shirt!

Thanks, and see you again next year Anne and Floyd!



CHEF'S CORNER by Karen Murray

This month's recipe is Cathy Greensfelder's delicious Green Bean, Walnut & Blue Cheese Salad recipe.

Please submit recipes to me and one will be published every month. Thanks to for this Looking forward to more delectable entries in the future!!!!!! Karen karenmurray@cox.net

Green Bean, Walnut & Blue Cheese Salad

1 ½ pounds fresh green beans, stem ends snapped.

Vinaigrette Dressing:

1 Tablespoon Dijon Mustard

2 Tablespoon red-wine vinegar

3 Tablespoon extra virgin olive oil

Salt and pepper to taste

½ cup walnut halves, lightly toasted

8 ounces Danish blue or Roquefort Cheese cut into ½ inch cubes

2 Tablespoons chopped fresh flat-leaf parsley leaves.

1 – Bring large pot of water to a full rolling boil. Add the green beans and cook just until tender-crisp, about 4 minutes. Drain and dump in ice water to stop them cooking and set the color. Drain and pat dry with paper towels.

2 – In a large bowl, whisk together mustard, vinegar, salt and pepper. While whisking constantly, slowly drizzle in the olive oil and continue whisking until slightly thickened. Set aside.

3 – Just before serving, toss green beans and walnuts with vinegrette. Sprinkle with blue cheese and parsley. (Do NOT combine beans and dressing until ready to serve or the beans will discolor.)

This makes a LOT of green beans but it's great for a party.

Bring the cold cooked beans & walnuts in a pretty lidded bowl, everything else in separate zipper bags. Add vinaigrette to beans, shake in closed bowl, garnish and it's ready

Recipe by Cathy Greensfelder, Secretary 2007



Acadiana Cruise by Mile Baker

On Saturday, February 10, participants will depart from Breaux Bridge Winn Dixie cruising through scenic parks to St. Martinville with a stop at the Evangeline Oak tree to stretch their legs. From there, the cruise proceeds to Lafayette, back to Breaux Bridge and ends in Henderson at Pat's Fisherman' Wharf Restaurant for lunch.

After lunch the group will drive to Odell Pottery Studio in Lafayette where three time U.S. Pottery Olympics champion Bruce Odell will demonstrate pottery making, raku firing and flame flashing that creates rainbows of metallic color on handmade pieces. Dinner will be at Poor Boy's Riverside Inn, serving fine Cajun cuisine since 1932.

Sunday, February 11, the group will depart at 10:00am from the Winn Dixie parking lot in Breaux Bridge. We will cruise to Cecelia, Arnoudville, Grand Coteau, Sunset, Opelousas and Washington. Lunch will be at the Steamboat Warehouse and then browsing antique shops in the Old Washington School.

If you plan to attend either lunch, RSVP Mike Baker at 337-332-6577 by noon on Saturday, February 10 or email to thebakers@cenruytel.net so reservations for tables at the restaurants can be made. This event is designed so participants may take in any or all three segments: Saturday morning, Saturday afternoon and/or Sunday morning.

Saturday Hotel Accommodations at:

Best Western of Breaux Bridge

I-10 Exit 109

2088-B Rees Street

Breaux Bridge, LA70517

(337) 332-1114

Ask for the \$62.10 "BMCNO" rate.

Brion Rose's 65MGB Under Construction

This is a 1965 MGB, Mark I with overdrive and aluminum hood. Restoration is being done in Brion's garage with some much appreciated help from Keith, our President. Floor pans, inner membrane and outer rockers have been changed. Lower quarter panels and lower front fenders have also been changed. The car has been stripped down to bare metal and sealed. Rage body filler and all PPG two part products are currently being used. The car has been water blocked with 220 grit and primed once again awaiting 320 grit and some base coat and clear coat. Car is being prepared for a March or April paint date. Anyone that can help with a spray booth please let Brion Rose know. The entire suspension will be removed, stripped, primed, painted and rebuilt. Brion is planning on having it ready for Mid Summer of 2007, but most projects always take more time.



Classified

Cars For Sale

1972 Triumph Spitfire. Silver Color. Recently rebuilt engine, brake, clutch and slave cylinder, new tires, hoses, gaskets, etc. Clutch needs some attention. Barely driven and car is in great shape. Should go to someone that appreciates Spitfires and wants to take it to the next level. Asking \$2,750 OBO. Please call Tom @ 985-542-4287. Digital pictures available if interested. (2/07)

1974 1/2 MGB-GT for sale \$4500. Includes any parts that I have with the car. George Barton 469-7221 (12-06)

1972 Midget that can be refurbished. Good top and appears to be sound. Car ran prior to being stored 6 years ago. The car is partially disassembled. Have some new parts for it. I also have some parts which will fit the rubber bumper cars. Thomas Force 318-446-0316—318-640-2355 (2/07)

1977 Midget which would probably only be good for parts. Thomas Force 318-446-0316—318-640-2355 (2/07)

Parts For Sale

N.I.B. MGB Windshield Moss Part #458-815
\$120.00 Contact Keith at
webmaster@bmcno.org or call 504-443-5056
(10/06)

FREE Parts & Accessories Catalogs

Choose From These Catalogs:

- Austin Healey
- MGA
- MGB & MGC
- AH Sprite & MG Midget
- Sunbeam Alpine & Tiger
- TR2 TR3 TR4 TR4A TR250
- TR6
- TR7 & TR8
- Spitfire & GT6

Order Toll Free
7 Days A Week
1-800-255-0088

SUNBEAM
Alpine/Tiger

BRITISH
SCOTCH
HERITAGE
APPROVED

VICTORIA BRITISH
1-800-255-0088

Order Catalogs & Parts Online at
www.VictoriaBritish.com

Newsletter Submissions

Electronic submissions are greatly preferred.

Email to editor@bmcno.org or bring to meeting. (MSWord or plain text please.)

Bring written articles to meeting or mail to P.O. Box 73213, Metairie, LA 70033



LUBRIPORT LABORATORIES, INC.

PROUDLY SERVICING THE PETROLEUM & MARINE INDUSTRIES

PETROLEUM LABORATORY SERVICE — USED LUBE OIL ANALYSIS
PREVENTIVE MAINTENANCE ANALYSIS — DIESEL & RESIDUAL FUELS TESTING
NEW LUBRICANT QUALITY ASSURANCE — EMISSION SPECTROMETER ANALYSIS

(504) 464-1734 — 1650 AIRLINE DRIVE — KENNER, LA 70062
ANNE & FLOYD FRILOUX, OWNERS

official entry form

17th Annual British Car Day

Please print

Name		Guest (for name tag)	
Address			
City		State	Zip
Telephone		Email	
Club Affiliations (used to calculate club participation award)			

Cars entered \$25.00 early registration \$30.00 after 3-10-2007

	Year	Make / Model / Type	Entry Fee
1			

\$10.00 each additional car

2			
3			
4			

I plan to attend the Friday night reception with _____ people, total.

Total Fees	\$
------------	----

Awards Dinner: Gumbo, chicken breast stuffed with shrimp & andouille, steamed veggies, salad with choice of dressing, rolls, iced tea and bread pudding.

Number of Adults: (\$17.50)	Children: (\$8.00)
-----------------------------	--------------------

T-Shirts—See front cover for t-shirt design! Size M through XL \$12. size XXL and XXXL \$14

Sm:	Med:	Lg:	XL:	XXL	XXXL
-----	------	-----	-----	-----	------

Swamp Tour Tickets: (\$27)	(non-refundable unless tour is cancelled due to lack of participation.)
----------------------------	-------------------------------------------------------------------------

In consideration of this entry, I waive any and all claims for me and my heirs against the British Motoring Club New Orleans, Delgado College, their officers and any sponsor of this event for injury or illness which may result directly or indirectly from my participation. I also give my permission for use of my name and / or pictures in any broadcast, telecast or any other account of this event.

Signature: _____
Date: _____

Make check payable to British Car Day **Mail to: Car Day, P.O. Box 73213, Metairie, LA 70033**

Pre-registered cars will be admitted beginning at 8 a.m.
On-Site Registration is from 9 a.m. to Noon.
Voting will be from 12:30 p.m. to 2:30 p.m.
Awards Dinner at 6 p.m.
For more information visit our web site: <http://www.bmcno.org>
Or call: Keith Vezina: (504) 722-5777
Or call: Robert Rougelot: (985) 966-7007

The Morris Gazette


POST OFFICE BOX 73213

METAIRIE LA 70033




Visit us on the Web

www.bmcno.org



February 2007



Saturday & Sunday, February 10 & 11 - Acadiana Cruise