





BRITISH MOTORING CLUB-NEW ORLEANS, INC.
POST OFFICE BOX 73213
METAIRIE, LA 70033




THE MORRIS GAZETTE
A MONTHLY PUBLICATION
by Jim Jones



THE OFFICIAL NEWSLETTER
of the BRITISH MOTORING
CLUB-NEW ORLEANS, INC.


Alden J. & Peggy Bienvenu Jr.
155 N. W. 4th Street
Reserve, LA 70084
Dues Due: Gratis

JANUARY 1996



North American MGB Registry Chapter

Another bang up year ahead!



February 1996

BMCNO EVENTS CALENDAR

SUNDAY	MONDAY	TUESDAY	WEDNESDAY	THURSDAY	FRIDAY	SATURDAY
				1	2	3
4 MIDDEN-DORF RUN				8	9	10
11	12	13 CAR DAY & OFFICER'S MEETING	14	15	16	17
18	19	20	21	22	23	24
25	26	27 GENERAL MEETING	28	29		

Printed by Calendar Creator Plus on 1/7/96

CLUB EVENTS - CHANGES IN BOLD TYPE

- JANUARY 30 – GENERAL MEMBERSHIP MEETING** – New Orleans Hamburger & Seafood Restaurant located at 817 Veterans Memorial Blvd. in Metairie, La. at 7:00 PM.
- FEBRUARY 4 – MIDDENDORF RUN** – A cruise to Middendorf's Restaurant off I-55 at Lake Maurepas. South shore leaving the Piccadilly Restaurant / Campo parking lot at 8900 block of Veterans Blvd., Metairie, La. and North shore leaving the Piggly Wiggly Super Market across from Beau Chene on Hwy. 22, Mandeville, La. Both heading out at 11:45 AM.
- FEBRUARY 13 – CAR DAY & OFFICER'S MEETING** – To be held at Mike Anderson's place, 31 Platt Street in Kenner, La.
- FEBRUARY 27 – GENERAL MEMBERSHIP MEETING** – New Orleans Hamburger & Seafood Restaurant located at 817 Veterans Memorial Blvd., Metairie, La. at 7:00 PM.
- MARCH 3 – PLANTATION RUN** – A cruise along the river road on the east bank of St. Charles and St. John parishes. Stopping in front of different plantations for the taking of pictures. More information later.
- March 23 – CAR DAY – NEW ORLEANS 6th ANNUAL BRITISH CAR DAY** – Fill out your registration form today!

OFFICERS FOR CALENDAR YEAR 1996

BOARD of DIRECTORS:

PRESIDENT	KEITH VEZINA	504-443-5056.	
VICE PRESIDENT	MIKE ANDERSON	504-466-2717.	
TREASURER	ANNE FRILOUX	504-464-1734	FAX. 504-464-1292.
EDITOR	JIM JONES	504-892-7774	VOICE & FAX.


MEMBERS at LARGE:

BILL BREITHOFF	504-288-4019.
CATHY GREENSFELDER	504-392-9261.
KARL KEIGER	504-737-2086.
HAROLD O'REILLY	504-486-5837.

ANTIQUE / CLASSIC AUTOMOBILE COVERAGE PACKAGES AVAILABLE!
DEAL WITH A LOCAL AGENT NOT BY LONG DISTANCE! BILLY BACHEMIN CAN HELP YOU PERSONALLY!
HEALTH, LIFE, HOME, FLOOD, BUSINESS, WATER CRAFT, RETIREMENT PLANS, GENERAL LIABILITY, WORKER'S COMP, BONDS
7620 W. JUDGE PEREZ DRIVE, ARABI, LOUISIANA 70032
OFFICE PHONE 504-277-4056 FAX: 504-277-4591

I-96

A TOOL THAT WORKS



by Jim Jones

Another tool that really works as advertised! The "Flexible Light Tool" by Popular Mechanics™ is the cat's meow. You will use it again and again for all kinds of jobs. The light bulb is a combination spot and flood. It uses just two "AA" batteries. The switch and the bulb are both replaceable. (Wow, something that you can fix if it breaks) The flexible shaft can be formed to any angle you desire anywhere along its length. It is made of non-conductive plastic, except for the bulb holder. (You can slip a rubber or plastic sleeve over it.)

The flexible light has been dubbed the "Procto-Scope" by **Peter Brauen** because it will fit into places where other lamps will not go. Only one lamp of similar design was known to exist within the membership of our club. It belonged to **Mike Schrantz** and he did not know where it could be purchased. Fortunately, **Mary D Schrantz** found the lamps in this article at the Wal-Mart Super Store in the Mandeville / Covington area. I am assuming that other Wal-Mart stores carry them also. Buy one, you will wonder how you got along without one before.

A LETTER FROM THE PRESIDENT

With the start of the New Year we, by nature, tend to reflect on the past. I would like to do a little reminiscing on the accomplishments of our outgoing president, **Cliff Hughes**. **Cliff** was our president for 1995, served as vice-president in 1993 and 1994, and as newsletter editor in 1991 and 1992. Although his contributions over the last five years are too numerous to list, there is one I would like to mention. **Cliff** supervised the changing of the club's By-Laws and Articles of Incorporation and had them registered with the State of Louisiana. This task took months of work, and for this we all owe him a debt of gratitude.

Cliff, on behalf of all the members of the British Motoring Club-New Orleans, Inc., I would like to say THANK YOU for your selfless five years of dedicated service!

With the beginning of 1996, we start another season of great events for B.M.C.N.O. Preparations for the 6th Annual British Car Day are in full swing. We have lunch and dinner trips, a plantation cruise, a crawfish boil and lots of other events in mind for 1996. If you have any suggestions for club events, I'd appreciate hearing from you.

Editor's Note: A big thanks to **Keith Vezina** and **Cliff Hughes** for reviewing the newsletter each month. These guys find more mistakes in the newsletter than I want to believe. But the end result is great!

CAR CLUB DUES

If your dues are due, send them in now before you miss out on your next MORRIS GAZETTE!

Car club dues are \$30.00 for the first year of membership and \$25.00 a year thereafter. Correspondence membership is available for those members who live out of town and is \$15.00 a year. If you are unsure if you owe dues or not, check the mailing label on your current Morris Gazette. It has the date that your membership dues will expire and that date will be highlighted in yellow the month before and the month that your dues are due.

IN MY TRAVELS by Jim Jones

Club members **Mike & Mary D. Schrantz's** long awaited return of their '64 Mark II Jaguar from Steve Bordelon's paint shop has finally ended. The car now rests in their home work shop in Mandeville, Louisiana, marking its spot as usual. In all fairness, the car only has two leaks, the top seal in the power steering pump (Possibly a pitted or scored input shaft) and the gigantic screw in plug on the bottom of the transmission (some pipe sealing tape should fix that). The car looks beautiful. It is so dark blue in color that it appears black under artificial lights. The blue color only comes into view in sunlight. I cannot wait to see the car fully dressed with all of its chrome in bright sunlight.

That, of course, will be a while yet. The headliner, all the glass, and the interior have to be installed first.


Club member **Sheldon Fortenberry** thought that he had a bad rear axle bearing on his wire wheel Austin Healey and

asked me if I could fix it for him. I had never done this job on an Austin Healey, but he had two repair manuals for the car and I had successfully done this type of work on other marques of British cars. Special tools are usually needed for this type of work, but I can make do with the tools that I do have most of the time. So, I told him that I would take a look at it.

After jacking the rear end up I found that the offending wheel was loose even though the wheel nut was tight. When I removed the wheel nut and the tire, it was quite obvious what the real problem was. The splined wheel hub was loose as a goose. All the hub's securing nuts were backed off!

These nuts are of the self locking type and I think that if they are removed, say for brake work, that they should be replaced with new ones. If their loosening is a common problem on the rear splined hubs of Healeys, then lock tabs should be installed under the nuts. If you are an Austin Healey owner, maybe you should check the security of the locking nuts which bind the splined hubs to the axle half shaft.

I just torqued the nuts down. But I have suggested to **Sheldon** that he order and install new locking nuts. Remember, Safety Fast!



North American MGB Register

Offers all MGB, Midget, and MG 1100/1300 owners a great deal for your money.

Nonprofit, democratic, run by enthusiasts for enthusiasts.

Super 56 page magazine - "MGB Driver".

Technical advice, 51 local chapters, National and Regional Conventions, all for \$25.00 per year.

The only official MGB Register in the US recognized by the MG Car Club, England.

Write P.O. Box MGB, Akin, IL 62805.

Call toll free 1-800-NAMGBR1 and join today.

NEWS FLASH - DISCONTINUED PARTS!

I phoned **BROOKLANDS INC. ®** about receiving their catalog for British car light lenses. During that phone conversation, I received some good news and some bad news. The good news is that they have in stock the blue high beam warning light lens assemblies used in so many British cars. Previously, I have not been able to locate this item. The lens usually, over time, changes from a deep blue to a faded blue or an opaque off white.

The bad news is that **LUCAS ®** is discontinuing the production of many lenses including those for the Austin Healey! In particular, the red round pointed tail light lenses and the amber turning signal lenses. It appears to be a good time to order a spare set if you own an Austin Healey which uses these items. **BROOKLANDS INC. ®** has some of these in stock, but not for long. Their phone number is 954-776-BRIT (2748). Fax: 954-772-8383.

LUBRIPOINT LABORATORIES, INC.

PROUDLY SERVICING THE PETROLEUM & MARINE INDUSTRIES

* PETROLEUM LABORATORY SERVICE* USED LUBE OIL ANALYSIS* PREVENTIVE MAINTENANCE ANALYSIS
* DIESEL & RESIDUAL FUELS TESTING * NEW LUBRICANT QUALITY ASSURANCE
* EMISSION SPECTROMETER ANALYSIS

504-464-1734 * 1650 AIRLINE HIGHWAY * KENNER, LA 70062.

TECH TIP by Mr. Goodspanner

One of the most useful tools we all have and of which we have a never ending supply is the common toothbrush. It is very useful for removing old wax buildup from under chrome trim or just for cleaning parts with solvent.

But do you know that the toothbrush can be customized? The plastic handles can be formed to almost any shape desired. Just apply heat and bent it into the shape that you want. Now the useful toothbrush can fit your exact needs.

Lubricate cable assemblies before you install them on your car. They are not necessarily lubricated by the maker. And, never use oil to lubricate them. Always use graphite. Lock graphite will do just fine and is available at any hardware store in small convenient tubes.

Remove the cable itself from the sheath. Tap some graphite onto the opening of one end of the sheath. Tap on the sheath to allow the graphite to enter the sheath. Do this for about three or four times. Hold both ends of the sheath and tap on it to distribute the graphite. Now, put a little graphite on a shop towel and spread it along the cable. Remember that a little graphite goes a long way. Reinsert the cable into the sheath holding the open end of the sheath upward. You want to distribute the graphite throughout the sheath, not push it out of the sheath.

Ask for cable assemblies which have the sheath covered in vinyl, if they are available. You may want to ask for colors, also. The covering will go a long ways in helping keeping dirt, moisture, etc. out of the insides of the cable assemblies.

5-SPEED TRANSMISSIONS FOR MGB's by Tony Godfrey from the BRITISH MARQUE CLUB NEWS – DEC. 1995: LORAIN COUNTY BRITISH CAR CLUB NEWSLETTER

Last time I wrote, people Down-Under were using Toyota 5-speeds in their MGB's and I was searching for a Stateside vendor. I found out that Novas in Santa Ana, Calif., sells a kit that will adapt a 280Z tranny to your B. The thing about it is you have to come up with the tranny (local junkyards here want \$125-\$400). Novas' kit cost under \$700 and is claimed to be a weekend project. Other small bits you may want to look for are the starter, clutch / pressure plate, and a B rear shaft seal.

I talked with Jack White of Novas who's very proud of what he's done and he said no sheet metal modifications are required; it's basically a bolt-in installation. Jack's number is (714) 979-4451 if you wish to talk at him.

CAR DAY T-SHIRT CONTEST WINNER

On the 4th of January, the Car Day T-shirt Committee and officers of your club met at **Bill Breithoff's** business, "The Frame Shop" to pick the winner of the design for the picture to be placed on the front of the 1996 Car Day T-shirt.

After eating some delicious **Dino's** pizza delivered by **Keith Vezina** (some with anchovies for him), we tried to settle down to begin selecting the winning design. It was not an easy task! Everybody seemed to have different opinions. But, after many discussions (disagreements), we finally picked a winner from the eight submitted to us.

The winner of an oil company racing jacket is club member **Dan Melesurgo**. I will not describe it to you. You will just have to wait until the general meeting before the Car Day (March 19th) when the T-shirts will go on sale to club members at a reduced price.


ONE OLD CAR DRIVE, WHITE POST, VA 22663
CYLINDERS COMPLETELY REBUILT AND BRASS SLEEVED! LIFETIME LIMITED WARRANTY!
THE ULTIMATE SOLUTION TO YOUR BRAKE CYLINDER PROBLEMS
CALL FOR INFO (703) 837-1140.

10-96

THE BIRTH OF A NEW BRITISH CAR CLUB



The Eastern Shore of Baldwin County, Alabama is home to a newly formed British Car Club. It is, by design, a small club for all MG owners and is based in Fairhope, Alabama. It is named "The Mardi Gras MGs" as shown in the logo pictured. All members in this club will be obligated to hold membership in the North American MGB Register.



The Mardi Gras MGs will be holding their first Car Day on September 21, 1996 at Fairhope's beach front park. For more information on their upcoming Car Day, call Bob or Sue Mason at 334-928-5366.

The Fairhope site is well suited for a British Car Day. The park is populated with beautiful trees traversed by a paved road winding down its length and back along a scenic beach front. The road's parking bays are ideal for grouping together the many different classes of British cars.

The township of Fairhope is small, with many beautiful older homes. The locals just could not be any friendlier. Main street is full of small shops and one restaurant in particular that serves the best breakfast anywhere. The overnight accommodations run the gamut from the five star Marriott "Grand Hotel" to the "Barons" a comfortable motel run by a family of East Indian descent (how British can you get!). A new Holiday Inn Express is just about to open. There are also some townhouses which can be rented for the weekend if you ask around town.

Mark this event on your calendar for September, 1996. If you can book the weekend for this event, so much the better for you. You will build some great memories about British cars and personally!

MORE INFORMATION on WAREHOUSE CAR STORAGE

On Saturday, December 16th, **Cliff Hughes**, **Mike Schrantz**, and I went to check out the car storage building in Covington, La. **Rick Hill**, formerly with Barq's Root Beer, and now with RC Cola, is the owner of the building. Rick, through Barq's, has in the past supplied all of those cold drinks for the club's Car Day and other events. Here is what we found. The facility was formerly designed as a building for the storage of lumber. It is set off a paved road at about the length of a large American car, each space is deep enough and wide enough to house a full sized pick up truck, the roofs are high, all units have electricity (no water, gas, or sewerage), all but two spaces have a sliding door which works very well and are lockable with a padlock and chain. All spaces are fully enclosed (except for the two spaces with no doors). Of the twelve units, eight have concrete slab floors (**Cliff** has informed me that as of January 7th all the concrete floored units have been rented.) and six have compacted shell floors. (Although no high water marks were found, you may want to add some fill to these units or put your car up on blocks.) The first four units have been rented by **Cliff** and contain a work area, office space, and room for the storage of two cars.

The building is located in a commercial area of downtown Covington just off of East Boston (Main Street) on St. John Lane. There is an off-road paved parking area on the property which can hold three or four visitors cars and a large public parking area, called an ox lot, next door. Ox Lots were formerly areas set aside for the tying up ox pulled wagons.

Sorry if you missed out on one of the concrete floored spaces, but you still might want to check out the compacted floored spaces for out of the weather storage of your British car.

THINGS KEEP CHANGING by Jim Jones

By tradition, we all like things to remain the same. We are, after all, creatures of habit. Our British car club has traditions. We hold many events on the same month or day each year. We always schedule some events at the same locations each year. But, things not under our control, keep changing.

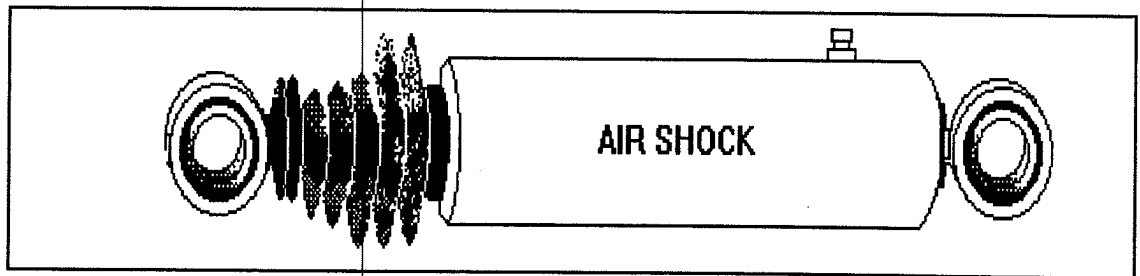
Our club's Annual Crayfish Boil is just a few months away. It has traditionally been held at one of the shelters along the lakefront in New Orleans. Great sites where, as a club, we got to eat, drink, and have fun while displaying our British cars all at the same time. But, changes do occur. Two years ago, on the morning of the event, we discovered that Lakeshore Drive was under construction and we could not get our cars to the shelters. Some quick thinking saved the day and we found a suitable shelter at West End Park not far away from the traditional site. This year things have changed again. The New Orleans Levee Board (you know them because they have been in the news a lot. Negatively, I might say) decided to allow the shelters to be reserved by groups or individuals. Shelter #1 was leased to a restaurant owner. Shelter #2 was leased to an individual (somebody's brother in law?) who will rent it out for a fee, but who will not rent it in advance of more than two weeks (fat chance of getting that one). Sounds like if you came up with some extra cash, that he would be happy to rent it out months in advance. At Shelter #3, the parking lot is out of sight from the shelter making it undesirable for our purposes.

So, guys and gals, look for a break in tradition. Your club officers have no other choice but to look for another site for the club's Annual Crayfish Boil. The new site may be located from the West Bank to the Northshore and anywhere in between. Sites free of charge which suit our club's needs are a thing of the past. The event will cost your club more this year. If you have any input on this upcoming change, just bring it up at the general meeting this month. Although, it may be too late for this year's event. Sites, in this day and time, must reserved months in advance.

SPITFIRE GETS A SHOCK (OR TWO) by Charlie Brown from the BRITISH MARQUE CLUB NEWS – DECEMBER 1995.

Charlie's article is too long to reprint in its entirety so I'll just give you the facts. Spitfire rear transverse springs lose their set and began to sag, either on one side or both

sides, causing rear wheels not to remain at their proper camber.



Charlie's solution for the problem is to install a new spring and then to replace the stock Girling shocks with a set of Monroe or Gabriel adjustable air shocks which are designed for 1963-82 Corvettes. Charlie states that, although the top and bottom metal rings are the same as the original ones, the rubber bushings will need to be swapped for stock Spitfire ones. Gabriels are a little easier to affix because the lower rubber bushings do not need to be swapped out. No modifications to the car are needed. The Monroe kit P/N is MA 785 (obtain from local parts house for lowest price). J. C. Whitney sells shocks that appear to be Gabriel shocks under their catalog #81-3388Y ('63-'82 Corvette). Using separate air lines, not the "T" connector supplied with the kits, will allow you to fine adjust left and right sides independently.

"Try not to misinterpret the purpose of this modification. Although it will help support the rear end, which on a Spitfire is grossly under sprung, it is *not* intended to replace a badly worn transverse leaf spring. If your leaf spring is shot, replace it and *then* use these shocks to "fine adjust".

TECH SESSION REPORT by Jim Jones

Peter Brauen, one of our club's gurus, had two Triumph transmissions complete with overdrive units, and an Austin Healey overdrive unit on display. Although the tech session centered on the things that most club members would be willing to do, **Peter** did totally disassemble the Austin Healey overdrive unit while fielding all questions from the group. The questions were many and varied. For many club members, this tech session was their first look into any overdrive unit. Time did not allow a complete understanding of the overdrive's internal workings, but **Peter's** explanations did give the club members present an understanding of overdrives that they did not have before the tech session.

After lunch at the "Rib Shack" on Williams Blvd. in Kenner, we returned to the Friloux's place of business to begin the installation of his automotive lift. The fifteen or so club members pretty much divided themselves into three groups: Supervisors, Consultants, and Workers. The Workers got along real well and did the job with relish. The Workers were the ones with tools in their hands. The Supervisors, myself included, mostly just hung back, drank coffee, and watched it all happen. The Consultants were the ones with the real knowledge and the installation manual. Through the cooperation of all, the lift was installed level, true, and square.

It was a large undertaking, but the job was completed thanks to all the club members who participated.

UPDATE: **Floyd Friloux** has completed the hook up of all the hydraulic and electrical lines. The lift is now operational.

CLUB REGALIA

BMCNO T-SHIRT	\$ 7.00	BMCNO JACKET PATCH	\$ 5.50
BMCNO GOLF SHIRT	\$15.00	BMCNO BASEBALL CAP	\$12.00
BMCNO WINDSCREEN TRANSFER		\$ 1.00	

GET THESE ITEMS WHILE THEY LAST! ORDER FROM CLUB TREASURER ANNE FRILOUX AT GENERAL MEETING.

CLUB CAR DAY MARCH 23RD, 1996 by Jim Jones

Our club's 6th ANNUAL BRITISH CAR DAY is fast approaching. March 23rd is only about two months away. Almost all preparations have been made by the various Car Day committees.

Volunteers are still needed for the many jobs required for Car Day. For the most part, these duties only require two or three hours of your time (not all day) either on Friday evening or sometime during the day on Saturday. Please contact one of the club officers to find out where your time is needed. You will enjoy our club's Car Day a hold lot more if you participate and your club needs you.

Check off on the Streetcar Ride scheduled for Sunday morning the day after Car Day. We are going to have a blast. It may be old hat to you, but think of the great experience it will be for your children in a safe environment surrounded by many friends. The ride is limited to 52 people on a first come basis, so do not delay! This event has been sponsored by **Roger Gibson Photography**.

Pre-Registration – **Jim Jones**
Registration – **Cathy Greensfelder**
Site Preparation & Parking / Traffic – **Mike Anderson**
Reception – **Frazer Rice**
Photography – **Floyd Friloux**
Judging / Score sheet Preparation – **Peter Brauen**
Awards Banquet – **Bill Breithoff**
Trophy Preparation - **Keith Vezina**
Awards Presentation – **Fred Mayer**
Streetcar Ride – **Harold O'Reilly (tentative)**
Sponsors / Donations – **Cliff Hughes**

NEW ORLEANS 6th ANNUAL BRITISH CAR DAY MARCH 23rd, 1996



**JAGUAR
FEATURED
THIS YEAR**

North American MGB Registry Chapter

It is the intention of the British Motoring Club–New Orleans, Inc. to continue with its new form of judging this year in order to recognize the very best cars in the show. To this end, we will offer points style judging for those who choose to participate. We will also offer popular judging for those who deem that style of judging to be more appropriate for their vehicle. Thus the choice is as follows:

POINTS JUDGING: Cars will be judged by a team of respected members of area clubs against a possible perfect score of 1000 points. There will be only **ONE** class for **ALL** judged cars. Therefore the competition will be very stiff (i.e. the best MGAs will be up against the best XKEs etc.) not unlike the Premier class at other shows. Plaques will be awarded in three levels: Gold, Silver, and Bronze, (three of each) plus one for Best of Show, ten awards in all. This competition is not for the faint of heart! Cars in this class will not be eligible for popular votes.

POPULAR JUDGING: Cars will be arranged into classes based on registration. Judging will be performed by the other entrants, and plaques will be awarded to First, Second, and Third place in each class (similar to our previous shows.)

In addition to these changes, the "Show Stopper" award will be given to the car which most attracts attention to itself (good, bad, or indifferent.) We know that these changes will add both competition and enjoyment to the show.

SCHEDULE OF EVENTS

FRIDAY, MARCH 22nd, 1996

PRE-REGISTRATION - HOLIDAY INN
RECEPTION - CHURCH NEXT DOOR
CAR DAY SITE - LAFRENIERE PARK

12:00 Noon - 8:00PM
6:00PM - 9:00PM

SATURDAY, MARCH 23rd, 1996

REGISTRATION AND LINE UP
SHOW TIME
JUDGING

8:00AM - 12:00 NOON
12:00 Noon - 3:00PM
12:30PM - 2:00PM

SUNDAY, MARCH 24th, 1996

AWARDS BANQUET
NEW ORLEANS STREETCAR RIDE
(MEET IN HOTEL LOBBY FOR 9:30AM.)

6:00PM - 8:00PM
10:30AM - 12:30 NOON

PLEASE PRINT:

NAME: _____ ADDRESS: _____

CITY: _____ STATE: _____ ZIP: _____

PHONE: () _____ CLUB AFFILIATION: _____

FIRST CAR \$20 - AFTER MARCH 10th \$25 - ADDITIONAL CARS \$10 EACH ANYTIME.

(EXAMPLE: _____ MG _____ B _____ GT) JUDGING CIRCLE ONE

YEAR: _____ MAKE: _____ MODEL: _____ BODY STYLE: _____ POPULAR OR POINTS

YEAR: _____ MAKE: _____ MODEL: _____ BODY STYLE: _____ POPULAR OR POINTS

YEAR: _____ MAKE: _____ MODEL: _____ BODY STYLE: _____ POPULAR OR POINTS

FEE: _____

FEE: _____

AWARDS BANQUET - ADULTS \$7.50 - UNDER 12 YRS \$ 5.00

T-SHIRTS - \$10.00 EACH PRE-ORDERED (\$12.00 ON CAR DAY)

SIZES : SM _____ MED _____ LRG _____ XLRG _____ XXLRG(\$2.00 EXTRA) _____ FEE: _____

SUNDAY CHARTERED NEW ORLEANS STREETCAR RIDE-LIMITED TO

52 RIDERS, TRANSPORT PROVIDED BY BMCNO

ADULTS \$5.00 - CHILDREN UNDER 12 YEARS \$3.00

FEE: _____

MAKE CHECK PAYABLE TO: **BRITISH CAR DAY**

MAIL TO: **POST OFFICE BOX 73213, METAIRIE, LA 70033.**

TOTAL: _____

FOR MORE INFORMATION CALL KEITH 504-443-5056 OR ANNE 504-464-1734.

HOST HOTEL: HOLIDAY INN NEW ORLEANS I-10 (VETERANS MEM. BLVD. EXIT in METAIRIE, LA.)
6401 VETERANS MEM. BLVD., METAIRIE, LOUISIANA 70003. TEL: (504) 885-5700.

FOR SPECIAL RATE: CALL DIRECT (NOT 800 NUMBER) & BEFORE MARCH 8th. ASK FOR "BMC"
RATES. CALL ONLY DURING NORMAL LOCAL BUSINESS HOURS & ASK FOR JAUNTA SCHAEFFER.
THE HOTEL IS LOCATED JUST 2 BLOCKS FROM THE LAFRENIERE PARK ENTRANCE AND LESS THAN
4 BLOCKS FROM THE CAR DAY SITE. THE FRENCH QUARTER, AUDUBON ZOO, AQUARIUM OF
AMERICAS, ETC. IN NEW ORLEANS ARE 10 TO 20 MINUTES AWAY VIA I-10!

PROCEEDS TO BENEFIT LAFRENIERE PARK

THE CAR DAY SITE HAS AN AIR CONDITIONED PAVILION WITH CLEAN RESTROOMS.
FOOD AND DRINKS WILL BE SOLD BY "THE FRIENDS OF THE PARK".

